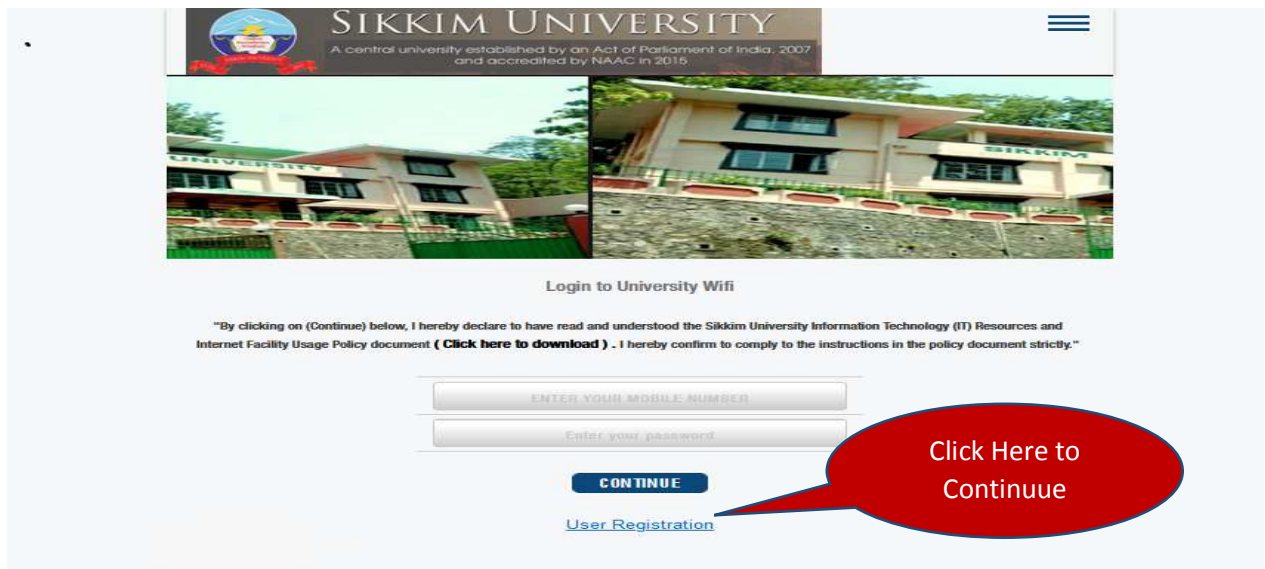


CAMPUS CONNECT WIFI SERVICE GUIDE FOR NEW USER REGISTRATION AND CHANGING OF PASSWORD

REGISTRATION GUIDE IS AS FOLLOWS:

Please connect to CAMPUS CONNECT CUS Wi-Fi signal.

1 Firstly click on User Registration.



The screenshot shows the Sikkim University website header with the university logo and name. Below the header is a banner image of a university building. The main heading is "Login to University Wifi". A disclaimer states: "By clicking on (Continue) below, I hereby declare to have read and understood the Sikkim University Information Technology (IT) Resources and Internet Facility Usage Policy document (Click here to download) . I hereby confirm to comply to the instructions in the policy document strictly." Below the disclaimer are two input fields: "ENTER YOUR MOBILE NUMBER" and "Enter your password". A blue "CONTINUE" button is positioned below the fields. A red callout bubble points to the "CONTINUE" button with the text "Click Here to Continue". A blue link labeled "User Registration" is located below the "CONTINUE" button.

2 Enter Mobile Number, Voucher Pin (please contact your Department HoD/ Incharge for voucher pin) and click on continue.



The screenshot shows the "First Time User Registration Page" on the Sikkim University website. The header and banner image are identical to the previous screenshot. Below the banner is the text "High speed internet, just one step away." There are two input fields: "ENTER YOUR MOBILE NUMBER" and "Enter voucher pin". A blue "CONTINUE" button is located below the fields. Three red callout bubbles are present: one pointing to the "Enter voucher pin" field with the text "Enter Voucher Pin", one pointing to the "ENTER YOUR MOBILE NUMBER" field with the text "Enter Mobile Number", and one pointing to the "CONTINUE" button with the text "Click Here to Continue".

3 Enter 4-digit OTP (one Time password) received on mobile number.

OTP Page

SIKKIM UNIVERSITY
A central university established by an Act of Parliament of India, 2007
and accredited by NAAC in 2015

Sit back and relax while we verify your mobile number.

LOGIN

If you do not receive the OTP within 10 minutes, click [Resend OTP](#)

Enter 4 Digit OTP Received on

Click on Login

4 Password will be sent to your mobile Number.

Password Page

SIKKIM UNIVERSITY
A central university established by an Act of Parliament of India, 2007
and accredited by NAAC in 2015

University Wi-Fi


Thanks for Confirming OTP, your password has been sent to
your Registered Mobile number.

CLICK HERE TO LOGIN

Click Here to Login

5 Enter your mobile number, password and click on continue to login.

Login Page



The screenshot shows the login page for Sikkim University. At the top, there is a header with the university's logo and name, along with the text "A central university established by an Act of Parliament of India, 2007 and accredited by NAAC in 2016." Below the header is a large image of a university building. Underneath the image, the text "Login to University Wifi" is displayed. There are two input fields: "ENTER YOUR MOBILE NUMBER" and "Enter your password". A blue "CONTINUE" button is positioned below the password field. A link for "User Registration" is located at the bottom. Three red callout bubbles are overlaid on the page: one pointing to the mobile number field with the text "Enter Mobile Number", one pointing to the password field with the text "Enter Password Received", and one pointing to the "CONTINUE" button with the text "After Entering Password You are connected to Campus Connect WI-FI".

Enter Mobile Number


Enter Password Received

After Entering Password You are connected to Campus Connect WI-FI

[User Registration](#)

How to change the password login page


How to Change Password from Login Page



The screenshot shows the login page for Sikkim University, identical to the one above. A red callout bubble points to the hamburger menu icon in the top right corner of the header, with the text "Click on Tab".

Click on Tab

2 Click on Self Care.



How to Change Password from Self Care Portal

SIKKIM UNIVERSITY
A central university established by an Act of Parliament of India, 2007 and accredited by MAAC in 2015.

Home Page
Self Care
Legal And About
Privacy Policy
Forgot Password
Contact Us
Logout

Click on Self Care

Login to University Wifi

ENTER YOUR MOBILE NUMBER

Enter your password

CONTINUE

[User Registration](#)

3 step (change A/C password)



Self Care Portal

Welcome

Logout

My Account

- Home
- My Secure Wifi
- Account Details
- Change A/C Password
- Subscriptions

Graph

- Account Graph

Reports

- Reason History
- Usage Summary

Current Session

Net ID	Start Time	Duration	Upload	Download	Total Bytes
Nothing found to display Subscription List					

One item found

Account Name	Account ID	Service Type	Activation	Expiry Date	Status	Balance	Max. Balance	FUP Balance Upload	FUP Balance Download	FUP Balance TOTAL
		Unlimited	2017-12-08 18:26:04	2018-12-08 18:26:04	Active	NA		NA	NA	DATA: NA, TIME: NA

Authentication Log Subscription Preferences

Click on Change A/C Password

4 Enter new password and confirm new password and click on save button.

Self Care Portal Page



My Account

- Home
- My Secure Wi-Fi
- Account Details
- Change A/C Password
- Subscriptions

Graph

- Accounts Graph

Reports

- Session History
- Usage Summary

Welcome

Change Account Password

* Marked fields are mandatory

Account Info

Account Name:

Login ID:

Password Info

* New Password:

* Confirm New Password:



Enter New Password

Re- Enter new Password

Click to Save

5 Password has been changed successfully.

Self Care Portal Page



My Account

- Home
- My Secure Wi-Fi
- Account Details
- Change A/C Password
- Subscriptions

Graph

- Accounts Graph

Reports

- Session History
- Usage Summary

Welcome Logout

Accounts list

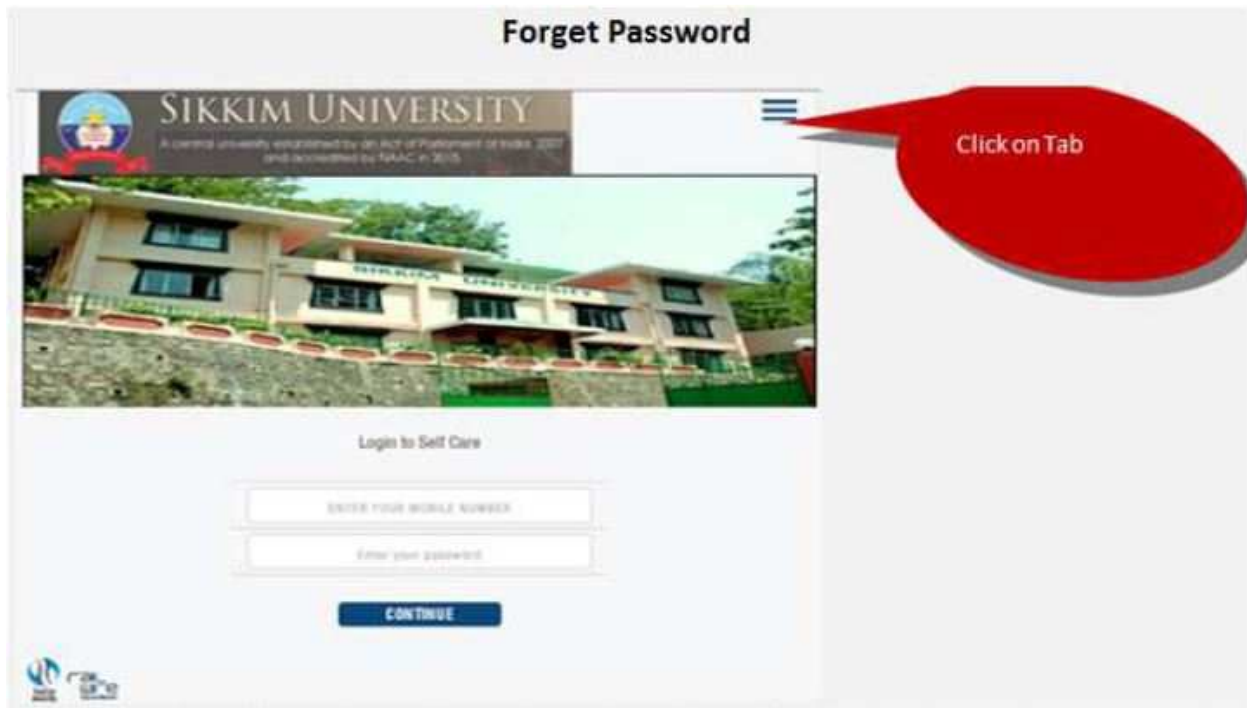
One item found

ID	Account Name	Phone	Email	Address
701747		7017472448		Deployment Leaf

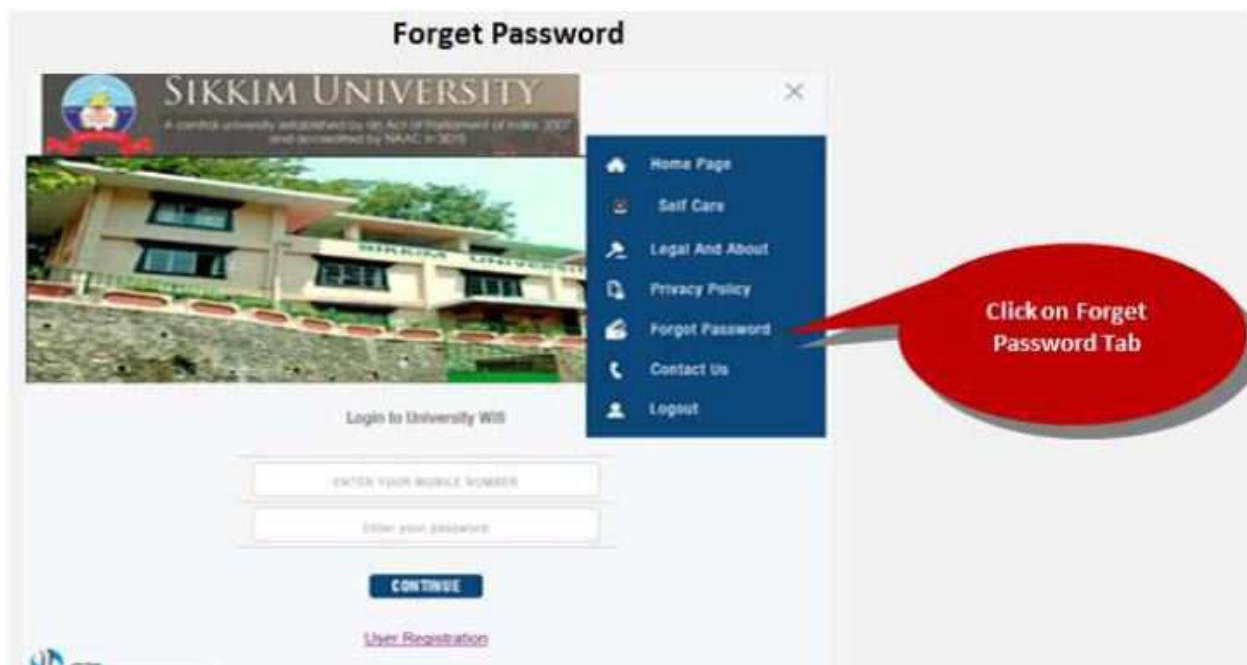
Password changed successfully

Password Changed Successfully and this Password will be used for Login to Capmus Connect Wi-Fi.

Steps for Forget password




2 Click on Forget password.




3 Enter your mobile number and click on continue.

Forget Password



SIKKIM UNIVERSITY
A central university established by an Act of Parliament of India, 2007
and accredited by NAAC in 2018.



Forgot Your Password ?

ENTER YOUR MOBILE NUMBER

CONTINUE

Your password (OTP) will be sent via SMS to the above number.

Click on Continue

Enter Your Mobile Number

5 Enter 6-digit OTP (one time password) received on your registered mobile number. Password will be send to your mobile number.

Forget Password



SIKKIM UNIVERSITY
A central university established by an Act of Parliament of India, 2007
and accredited by NAAC in 2018.



Sit back and relax while we verify your mobile number.

ENTER OTP

SUBMIT

If you do not receive the OTP within 10 minutes, click [Resend OTP](#)

Enter OTP and Submit

Password will be received through SMS on your Mobile number.